



# A Platform to Power Healthcare Innovation

An integrated, configurable platform by clinicians, for clinicians, enabling a more efficient model of care.




## Virtualize Care

Rimidi enables clinicians to remotely monitor their patients' progress, proactively adjust treatment plans, and stay connected between clinic visits as necessary. Remote patient monitoring of clinical markers like blood pressure, weight, and blood-glucose leads to better outcomes and is reimbursable through the Centers for Medicare and Medicaid (CMS).



## Standardize Clinical Pathways

Bring clinical pathways to life at the point of care through configurable clinical decision support cards, such as medication optimization, screening recommendations and treatment guidelines. This is the next generation of clinical decision support: actionable, data-driven, and agile. Pathways are broken down into individual CDS cards embedded within the clinician's workflow to drive a model of continuous improvement of patient care and adherence to clinical guidelines.



## Reimagine the Patient Journey

Whether they're facing a chronic condition, acute illness, or surgery, patients need and expect guidance from their care team. Rimidi's technology makes it easy to deliver a better patient experience during what can be a stressful and complicated time for patients. Keep patients informed about their status, help them understand who is on their team, communicate actions patients need to take, and collect patient reported outcomes. Ultimately, building a digital relationship leads to more engaged patients with higher rates of satisfaction and better outcomes.

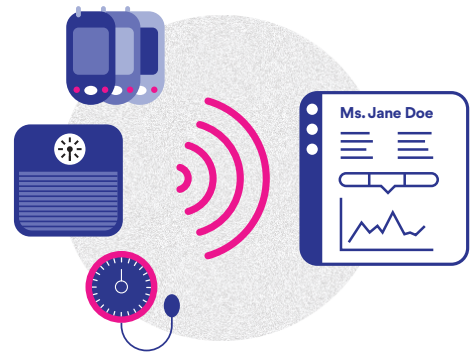


## Tech-Driven Clinical Efficiency

As early pioneers of SMART on FHIR, Rimidi's apps work directly within your EHR - no separate sign in, no workflow disruption, better clinical efficiency. Rimidi combines patient-generated health data from connected devices or patient reported outcomes measures with clinical data to drive patient-specific clinical insights and actions through embedded clinical decision support cards.


### Remotely Monitor Patients with Chronic Conditions

Rimidi combines patient-generated health data from connected devices like blood pressure cuffs, scales, and blood-glucose meters with clinical data from the EHR to enable a continuous model of chronic disease management and to efficiently achieve quality measures.



### Enhance the Patient Journey for Intensive Episodes of Care

Rimidi works with health systems to create streamlined, more efficient app-driven experiences for patients who are participating in intensive programs like orthopaedic surgery, transplant or deep brain stimulation. Rimidi also builds the clinical workflow to reflect the clinician's actions to support the patient journey and optimize outcomes.



### Bring Patient Reported Outcomes Data Into Your Clinical Workflow

With all the focus on Patient Reported Outcomes, we need solutions to bring the patient's voice into the clinical dataset. Survé by Rimidi delivers PROs and questionnaires directly to patients on their device in real-time or in an event-driven or data-driven context. Patient responses are visible within your existing workflow, and allow for visualization of trends over time, and incorporation into clinical notes.

